

GUIDELINES FOR PARENTS

To enable and achieve positive results towards learning, kindly take a note of the following :

- Parents are required to follow the syllabus so as to reinforce concepts being taught in the class. Special attention should be given to recognition of capital and small letters, vocabulary and phonetic sounds of the letters taught.
- Special attention should be given to counting skills. The child should be given counting practice daily.
- Worksheets / Assignments given to the children should be maintained at home in a folder. The same can be asked for any time.
- "Value education does not happen naturally, you have to make it happen". We will be initiating value based activities to build up a sound value system. The reinforcement of the same could be done at home.
- Efforts have been made to keep the weight of the bag as less as possible. To ensure these books should be sent according to the time table given.
- Children are expected to answer certain questions related to the topic chosen for the month.
- Try to converse with the child in English - to develop fluency in the language.

CLASS - PRE-SCHOOL
ANNUAL SYLLABUS
SESSION 2010-2011

ENGLISH

Unit I (April to July)

Theme- Myself & My Family
Shapes and Colours
Fruits and Vegetables

Vocabulary : Mother, Father, Brother, Sister, Grandfather, Grandmother.
Parts of Body

Magical Words : Thank You, Sorry, Please, Excuse me, Welcome.

Comprehension

My name is _____.

I am a smart boy/girl.

I am _____ years old

My Father's name is _____.

My Mother's name is _____.

My telephone number is _____.


My favourite fruit and vegetable are _____ and _____.

Action Words : Clap, Roll, Blink, Nod, Stamp, Jump, Move, Rub, Crawl

- Recitation :**
1. Chubby Cheeks
 2. Humpty Dumpty
 3. Jack and Jill
 4. Twinkle, Twinkle
 5. Rain, Rain go away
 6. Hush a bye baby
 7. I had a little nut tree
 8. Way up in the apple tree.
 9. Teddy Bear Teddy Bear
 10. Hop a little.

English Written : I, T, F, E, H, L, V, W, X, Y, M, N, K, A, Z, C, G

(Recognition, Phonetic Sound, Circle the odd one out, Matching, Circle the first letter & Dictation)



My second ABC Book (Oral)

Pages - I, T, F, E, H, L, V, W, X, Y, M, N, K, A, Z, C, G

My Book of Alphabets

Pages - 21, 45, 13, 11, 17, 27, 49, 51, 53, 55, 29, 31, 25, 3, 57, 7, 15.

Action Song : "Colours"

What is pink? A Lotus is pink.

Blooming before you blink.

What is Red ? Tomatoes are red,

With a crown on their head.

What is blue ? The sky is blue.

Where the clouds float through.

What is white ? A swan is white.

Sailing in the light.

What is yellow ? Mangoes are yellow,

Rich, ripe and mellow.

What is green ? The grass is green,

with flowers in between.

What is Orange ? Why an orange >

Just an orange.

Moral Education : Rabbit and Tortoise (Slow and steady wins the race)

HINDI (ORAL)

अक्षर लहर पुस्तक से स्वर अ से अः तक

एवं व्यंजन क से ङ तक

(Recognition, Reading and Recitation)

Vocabulary : अ से अः एवं क से ङ तक पहचान

Recitation : गीत तरंग (1)

1. चुन्नु-मुन्नु
2. सफेद
3. आलू बोला
4. जोर से हँस
5. छाता

Action Song : अच्छा बच्चा

सुबह-सुबह उठकर तुम ।

ठण्डे पानी से नहाओ ॥

जल्दी से तैयार हो कर ।

स्कूल पहुँच जाओ ॥

अच्छा-अच्छा पढ़ो तुम ।

अच्छे नम्बर लाओ ॥

अच्छे नम्बर लाने पर ।

होगा तुम्हारा नाम ॥

मम्मी-पापा और स्कूल से ।

मिलेगा तुम्हें इनाम ॥

MATHEMATICS

Number Counting 1 to 5 (written)

(Circle the odd one out, Count & Write, Missing numbers, Recognition, Writing, Dictation)

Pattern with Pinky and Pintu : 1, 2, 3, 4, 5, 6, 7, 8, 9, 10, 11, 22, 24, 25

Early Learner

Number Book (1) - Pages 1 to 37

Mental Work -

(1 - 5) Oral Counting
Recognition of numbers (1 to 5)

Pre Number Concept

1. Big - Small
2. Long - Short
3. Thick - Thin
4. Empty - Full
5. Heavy - Light
6. Hot - Cold
7. More - Less


ART & CRAFT

Drawing Skills :- 1, 4, 5, 7, 13, 19, 24, 25, 26, 27, 30, 34, 35

Start with Art (A) :- 3, 4, 6, 8, 9, 10, 11, 12, 13, 14, 38, 39

Free Hand Drawing :-

Outlining :



Pattern :



Shapes :



& Related objects :



Scrap File : Activities

1. Scarf
2. Hankey
3. Ladyfinger Printing (Capsicum)
4. Paper crumbling (Cherry)

Craft Samples : Craft samples related to the concept will be made in class.

Project : Send 2 cutouts of any Colour/Shape
or
Send 2 cutouts of any Fruit/Vegetables.

Story : Rabbit and Tortoise

Once upon a time there was rabbit and a tortoise. Both were good friends. One day they decided to have a race. The race began. The rabbit ran very fast and tortoise ran very slowly. Rabbit went to sleep on the way. But tortoise kept moving slowly, but steadily and won the race.

Moral : Slow and steady wins the race.

Unit II

Month : August to October

**Theme- Animal, Birds & Insects
Environment and Flowers
& Festivals**

ENGLISH

Vocabulary : Food, home and babies of animals, beak, feathers, Paws. wings etc., petals, stem, leafs, thorn etc.

Comprehension :

1. What is the name of our National animal ?
2. What is the name of our National bird ?
3. What is the name of our National flower ?
4. Name the biggest/tallest/smallest animal ?

Action Words : Sound of animals and birds.

Recitation -


1. Baa, Baa, Black sheep
2. Two little dicky birds
3. Ding Dong Bell
4. Incy wincy spider
5. I love little kitty
6. Little Bo peep
7. Hicory Dickory Dock
8. Little Miss Muffet
9. Pussy Cat
10. Hey Diddle, Diddle
11. Old mo hubbard

Capital Alphabets (written)

O, D, Q, P, R, B, J, U, S

Cursive Writing (A) : c, a, o d, g, q, l, e (Cursive Pattern)

(Writing, Dictation, Matching, Circle the odd one out, Write the first alphabet, Missing) sequence A - Z



My second ABC Book (Oral)

O, D, Q, P, R, B, J, U, S

My Book of Alphabets

Pages - 33, 9, 39, 35, 41, 5, 23, 47, 43

Action Song : If I meet a crow.

If I meet a crow,

I should say "Caw Caw"

If I meet a lamb,

I should say "Baa Baa"

If I meet a cow,

I should say "Moo Moo"

If I meet a duck,

I should say "quack quack"

If I meet a dog,

I should say "Bow Bow"

If I meet a cat,

I should say "Mi-aow"

If I meet a crocodile,

What should I say ?

Why nothing at all.

I should just..... run away !!!

Moral Education :

Share your things with your friends

HINDI (ORAL)

अक्षर लहर पुस्तक से व्यंजन च से न तक

(Recognition, Reading and Recitation)

Vocabulary : च से न तक पहचान

मिलान करो (चित्र के साथ अक्षर)

Recitation :

1. कोयल रानी
2. मछली
3. बिल्ली मौसी
4. बिल्ली-चूहा
5. तितली
6. तोता

Action Song : पेड़

पेड़ बहुत ही लगते प्यारे
हम तो पेड़ लगायेंगे।
पानी देकर रोज उन्हें हम
लंबा खूब बनायेंगे।

तेज धूप में छाया देते
हम तो पेड़ लगायेंगे।
चिड़िया आती उनपर रहने
दाना उन्हें खिलायेंगे।

पेड़ों पर हैं फूल सुहाने
हम तो पेड़ लगायेंगे।
मीठे फल हैं उनमें लगते
तोड़-तोड़ कर खायेंगे।

MATHS

Number Counting 1 to 10 (written)

Count & Write, Count & Match, Dictation, Circle the odd one out, Missing numbers

Recognition Writing



Pattern with Pinky and Pintu - Pages 7, 12, 13, 14, 16, 17, 18, 19, 20, 26, 29, 31, 32, 40

Early Learner Book : Pages 20 to 63

Mental Work - Oral Counting (1 to 10)
Recognition of numbers (1 to 10)

ART & CRAFT

Drawing Skills - 2, 3, 6, 8, 9, 10, 11, 14, 15, 17, 18, 20, 23, 37

Start with Art - 15, 16, 19, 23, 24, 25, 27, 28, 30, 32, 34, 40

Free Hand Drawing :-



Fat/Thin



Happy/sad



Big/small



sun



Bird

Scrap File :

Activities

1. Rakhi making
2. Toffee Rapper Butterflies
3. Crayon shaving in flowers

Craft Sample

1. Jelly fish
2. Nest
3. Kandil

Project :

Send one cutout of Animal/Bird/Insect
or
Send one cutout of any flower/festival

Story : Mitthu and the yellow mango

Mitthu was a green parrot with red beak. He was hungry and looking for food. He saw a mango tree. He went to eat mangoes but crow stopped him and said "Go away" this is my tree and these are my mangoes. Mitthu flew away then he saw a red balloon and got an idea. He took the balloon and pricked it near the tree. Crow got scared and flew away. Then Mitthu ate all mangoes and share it with his friends.

Moral : Share your things with your friends.

Unit III

Month : November to February

Theme- Our Helpers

Means of Transport

Healthy Food and Good Manners

ENGLISH

Vocabulary :

Magic words, hospital, Fire station, Pilot, wheels, Astronaut, Tailor, Letter box, Ambulance, Injection, sprouts, etc.

Comprehension :

Do not play or run on the road.
Do not use mobile phone while driving.
I get up early in the morning.
I wear neat and clean clothes.
I respect and obey my elders.
I share my toys with my friends.
We should not eat junk food.
My favourite healthy food is _____.

Action Words : Wake up, take off, put on, good, bad.

Recitation -

1. The Alphabet song
2. Marry had a little lamb
3. Little jack horner
4. Little Boy Blue
5. Old King Cole
6. The queen of hearts
7. Polly, put the kettle on
8. We Willie Winkie
9. Good night, sleep tight
10. Up in the dark sky

Cursive writing (A) : i, u, y, j, t, b, v, w, n, m, h, p, k, r, s, x, z, f

(Recognition, Dictation, Writing, Phonetic Sound, Circle the odd one out, Circle the first letter, Draw objects, Missing alphabets.

My second ABC Book (Oral)

a to z

Action Song : Wheels of the Bus go

The wheels of the bus go,
round and round (3)
All through the town !
The teacher in the bus goes sh-sh-sh (3)
The bell in the bus goes tring-tring-tring (3)
The horn in the bus goes pom-pom-pom (3)
The seat of the bus goes bum, bum, bum (3)

The children in the bus go
up and down (3)
All through the town.
Moral Education : Never be Greedy.

HINDI (ORAL)

अक्षर लहर पुस्तक से व्यंजन प से ज्ञ तक
(Recognition, Reading and Recitation)

Vocabulary : प से ज्ञ तक पहचान
मिलान करो (चित्र के साथ अक्षर)

Recitation :

1. धोबी आया
2. टी.वी.
3. रेल
4. लाला जी
5. घड़ी

Action Song : मगरमच्छ

मगरमच्छ की आँखों में आँसू आये
जंगल के पशु-पक्षी घबराये,
डॉक्टर कौआ दौड़ के आया
साथ में दवाई लाया
पेट दबाया पूँछ उठाई (2)
जब उसका मुँह खुलवाया
बदबू का एक झौका आया
डॉक्टर ने एक डॉट लगाई
फिर दाँतों की करी सफाई।

MATHS

Number Counting 11 to 20 (written)

Count & Write, Count & Match, Dictation, Circle the odd one out, Missing numbers, Ring the large number (1 to 10), After Nos. (1-20).

Early Learner Book - Pages 64 to 88


Mental Work - Oral Counting (1 to 20)
Recognition of Numbers

ART & CRAFT

Drawing Skills - 12, 16, 21, 22, 23, 28, 29, 31, 32, 33, 36, 38, 39, 40

Start with Art - 5, 7, 17, 18, 20, 21, 22, 26, 29, 31, 33, 35, 37

Free Hand Drawing :



Story : The Greedy Dog

Once a dog was crossing a stream. He had a bone in his mouth. He looked into the water and thought that there was another dog holding a bone in his mouth. He barked at the dog : "Bow-wow, bow-wow". As he opened his mouth his own bone fell into water.

Moral : Never be greedy.